

PRIDE OF AMERICA DECK PLANS

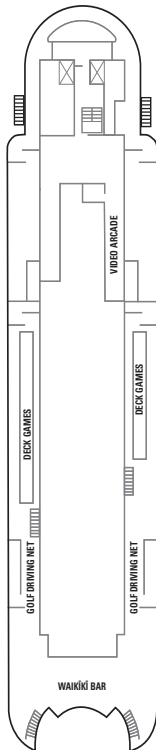
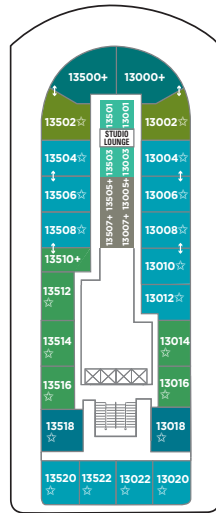
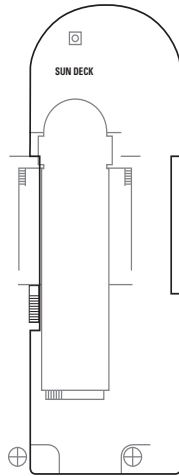
FEATURES

- 18 Dining Options/
11 Bars & Lounges
- 2 Main Pools⁹/ 1 Kids' Pool
- 4 Hot Tubs
- Studio Staterooms
- Youth Centers

◇ Heated pool available

SYMBOL LEGEND

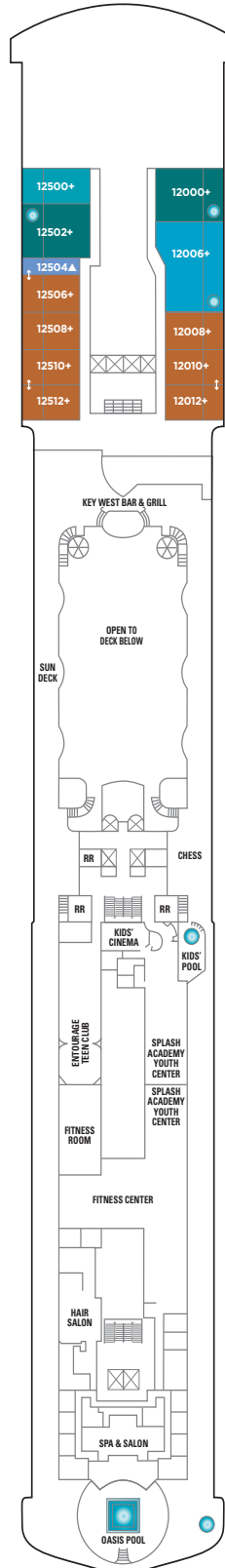
- Stateroom with facilities for the disabled (For information, contact Reservations)
- Stateroom equipped for the hearing-impaired
- △ Stateroom with king-size bed
- ◆ Stateroom with queen-size bed
- ↕ Connecting staterooms
- ▲ Third-person occupancy available
- ⊕ Third- and/or fourth-person occupancy available
- ★ Third-, fourth- and/or fifth-person occupancy available
- ☆ Up-to-sixth-person occupancy available
- ⊠ Elevator
- ⊞ Elevator
- RR Restroom



SC SD SE SF SH I1 T1

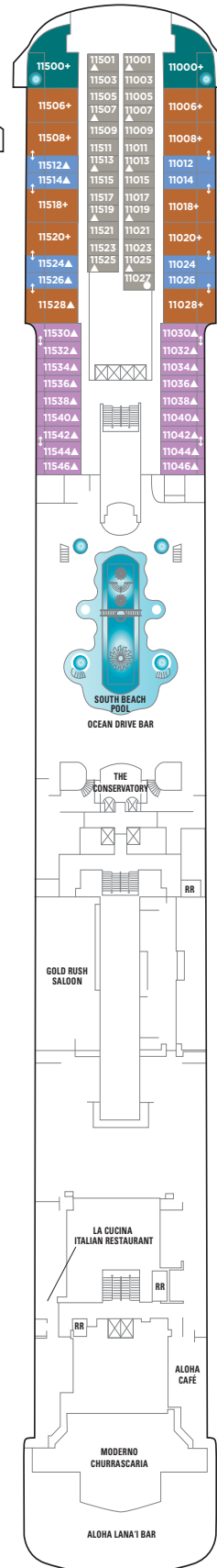
DECK 14

DECK 13



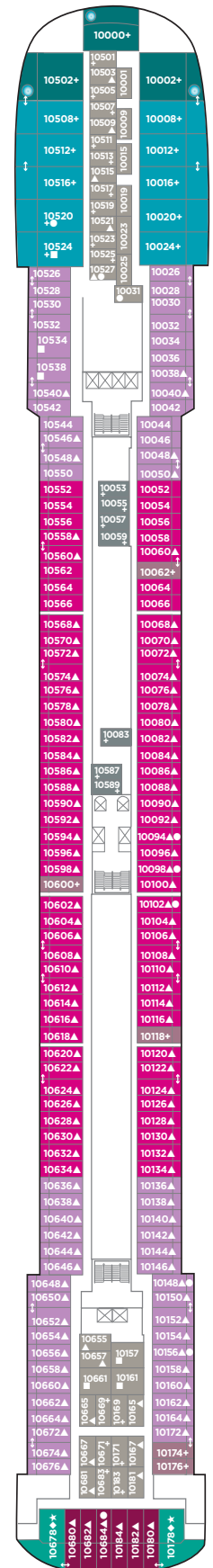
SB SC SG B6

DECK 12



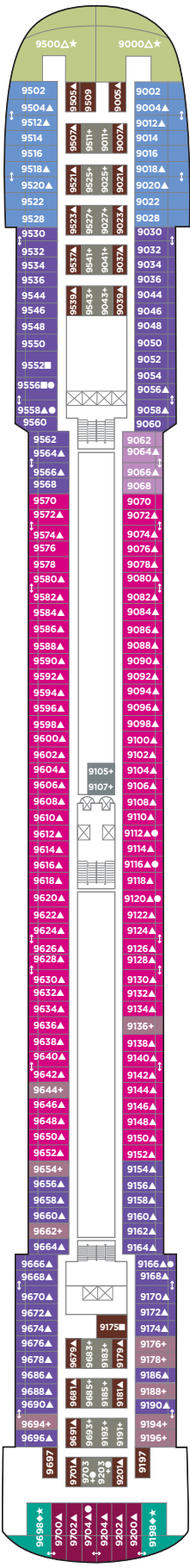
SC SG B6 BC IB

DECK 11

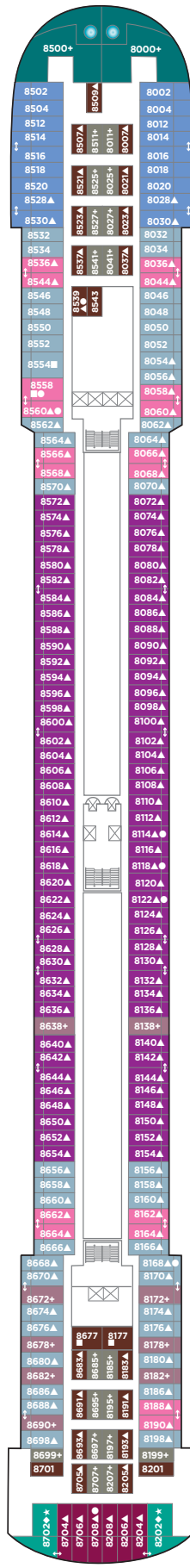


SC SE SI B1 B2 BA BC IA IB

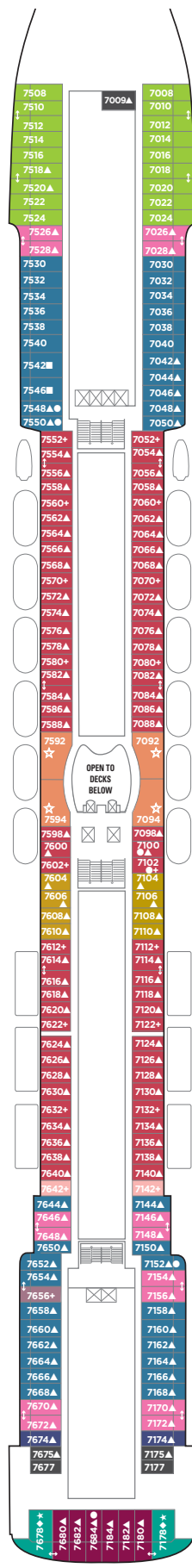
DECK 10



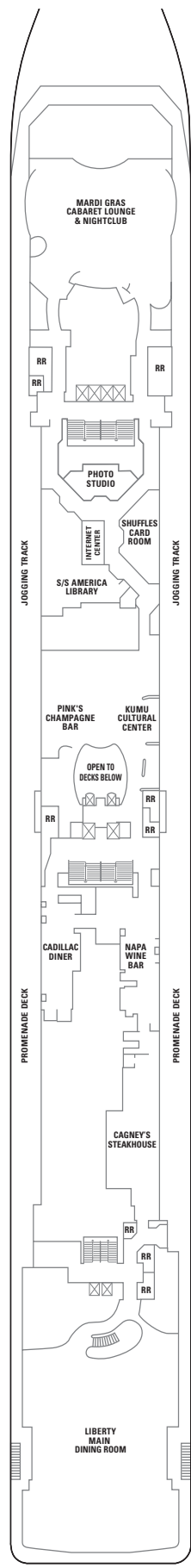
DECK 9
 SA SI B1 B2 B6 BA BD
 11 IA IC



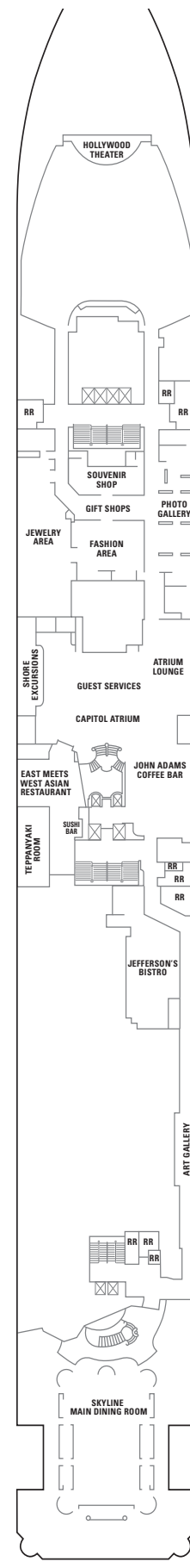
DECK 8
 SC SI B1 B2 B3 B6 BB
 BE 11 IC



DECK 7
 SI SJ B1 B2 B3 B7 BF
 BX OA OK OX ID



DECK 6



DECK 5



DECK 4
 O1 OA OC IA ID IX

PRIDE OF AMERICA ACCOMMODATIONS

SUITES

All our Suites include butler and concierge service and include king- or queen-size beds, luxury baths and private balconies.

SA 2-BEDROOM DELUXE FAMILY SUITE WITH LARGE BALCONY

With two bedrooms, one with a king-size bed and walk-in-closet and one with two lower convertible beds, there is plenty of space for the whole family. They also feature two bathrooms, two TVs, a living room with a pullman bed and a large private balcony. Sleeps up to five.

SB DELUXE OWNER'S SUITE WITH LARGE BALCONY

Our largest Suite includes a separate bedroom with king-size bed and walk-in-closet, luxury bath with whirlpool tub and separate shower and guest bathroom. This suite features a living room with double sofa bed, baby grand piano, two TVs, dining room and private balcony with hot tub and dining area. Sleeps up to four.

SC OWNER'S SUITE WITH LARGE BALCONY

These Suites feature a separate bedroom with a king-size bed, walk-in-closet, luxury bath with whirlpool tub and separate shower, a guest bathroom and a double sofa bed. They also feature a living room, dining room and private balcony with hot tub. (Staterooms on Deck 13 do not have hot tubs on the balcony and do not have a guest bathroom.) Sleeps up to four.

SD DELUXE PENTHOUSE WITH LARGE BALCONY

Enjoy the views from your large private balcony. These Suites include a king-size bed, walk-in closet, and luxury bath with whirlpool tub and separate shower, a double sofa bed and double murphy bed. Sleeps up to six.

SE SF SG SH PENTHOUSE WITH LARGE BALCONY*

These Suites feature a king-size bed, walk-in-closet, bath, shower and double sofa bed. Some feature bedding for up to two additional guests. Sleeps up to six.

SI 2-BEDROOM FAMILY SUITE WITH LARGE BALCONY

Perfect for the family, these Suites feature two bedrooms, one with a queen-size bed and the other with a single sofa bed and additional bedding for up to two guests. Plus, there are many connecting staterooms. Sleeps up to five.

SJ 2-BEDROOM OBSTRUCTED VIEW FAMILY SUITE

These Suites include two lower beds that convert to a queen and a double sofa bed. Plus, there's an extra bedroom that includes two lower beds that convert to a queen and additional bedding to accommodate two guests. Sleeps up to eight.



SB DELUXE OWNER'S SUITE WITH LARGE BALCONY

BALCONY STATEROOMS

Floor-to-ceiling glass doors open to a private balcony. Two lower beds convert to a queen-size bed and additional bedding to sleep a total of three or four guests.

B1 AFT-FACING LARGE BALCONY

The Aft-Facing Balcony offers truly incredible views and a great way to feel the ocean breeze. Sleeps up to three.

B2 FAMILY BALCONY

There's plenty of room for the whole family. These staterooms include additional bedding that sleeps one guest. Sleeps up to four.

B3 FAMILY BALCONY

These connecting staterooms are great family accommodations, and when two are purchased together they can accommodate up to six comfortably. Sleeps up to three.

B6 B7 LARGE BALCONY*

The large balcony offers an incredible view. Sleeps up to three.

BA BB MID-SHIP BALCONY*

Because you are located mid-ship on a high deck, you'll have easy access to all the exciting activities and dining options on board. Sleeps up to four.

BC BD BALCONY*

These staterooms are forward or aft and are located on a high deck. Deck level and location determine the category. Sleeps up to four.

BE BF BX BALCONY*

These staterooms are forward or aft and are located on a middle deck. Deck level and location determine the category. Sleeps up to four.



BE BALCONY

OCEANVIEW AND INSIDE STATEROOMS

All feature two lower beds that convert to a queen-size bed.

O1 FAMILY OCEANVIEW PICTURE WINDOW

They include a sitting area in most, plus additional bedding to sleep a total of four. Not to mention the incredible views from the large picture window. Stateroom 4000 has a porthole window.

OA MID-SHIP OCEANVIEW PICTURE WINDOW

These staterooms include two lower beds and additional bedding to sleep a total of four. Because they are mid-ship, you'll have easy access to everything on board.

OC OCEANVIEW PICTURE WINDOW

These staterooms feature two lower beds and additional bedding to sleep a total of three. Stateroom 4500 has a porthole window.

OK OX OBSTRUCTED OCEANVIEW*

These staterooms feature two lower beds and additional bedding to sleep a total of four. They include a picture window or porthole window with an obstructed view. Deck level and location determine the category.

I1 FAMILY INSIDE

These inside staterooms are a great way for the whole family to cruise. They feature two lower beds and additional bedding to sleep a total of four.

IA MID-SHIP INSIDE

These staterooms feature two lower beds and additional bedding to sleep a total of four. And because they are mid-ship, you'll have easy access to all the exciting activities and delicious dining options on board.

IB IC ID IX INSIDE*

These staterooms offer your most affordable way to cruise. They include two lower beds and some have additional bedding to sleep up to four. Deck level and location determine the category.

T1 STUDIO

Private keycard-access complex comprised of staterooms specifically designed and priced for the solo traveler. Featuring a full-size bed, a one-way window to the corridor, and separate areas for your bathroom, sink and shower, in 100 square feet of living space. Includes access to the private Studio Lounge. No single supplement required.



O1 FAMILY OCEANVIEW PICTURE WINDOW



I1 FAMILY INSIDE

*Visit ncl.com for information about the differences between these stateroom categories.

PRIDE OF AMERICA SCHEMATICS


SB DELUXE OWNER'S SUITE WITH LARGE BALCONY

Sleeps up to four.



SC OWNER'S SUITE WITH LARGE BALCONY

Sleeps up to four.



Category SC staterooms on Deck 13 do not have a hot tub on the balcony and do not have a guest bathroom.

SI 2-BEDROOM FAMILY SUITE WITH LARGE BALCONY

Sleeps up to five.



BC BALCONY

Sleeps up to three.



OC OCEANVIEW PICTURE WINDOW

Sleeps up to three.



IB INSIDE

Sleeps up to four.



Accommodations shown are representational only.